



Transport, Economy and Environment Overview and Scrutiny Committee

23 January 2020

Report of the Corporate Director – Business and Environmental Services

Local Enterprise Partnership Update

1.0 Purpose of Report

- 1.1 To provide an update on the performance of the York, North Yorkshire & East Riding Local Enterprise Partnership (LEP). This report covers:
1. Local Growth Fund Performance
 2. Skills
 3. Low Carbon & Circular Economy
 4. Local Industrial Strategy
 5. Strengthening Local Enterprise Partnerships National Review
 6. District Level Analysis

2.0 Local Growth Fund Performance

- 2.1 In response to the LEPs Growth Deal submission in 2014 and subsequent Growth Deal 2 and 3 submissions in 2016 the Government awarded this LEP the following:
A Local Growth Fund with a total value of £146m, of which £123.9m is directly managed by the LEP and a further £22m allocated but dealt with directly by the Department for Transport (DfT) and Homes England (HE). This report concentrates only on the Funds directly controlled by the LEP (£123.9m).
- 2.2 The £123.9m is provided to the LEP (through its Accountable Body – NYCC) annually under what is known as a Section 31 payment. This comes in two payments per year, one from the Ministry of Housing, Communities and Local Government (MHCLG) and one from Department for Transport (DfT).
- 2.3 The Programme started on 1 April 2015 and runs to 31 March 2021.
- 2.4 The total **£123.9m** is received against an agreed annual profile. The **current income** received from MHCLG and DfT so far is **£106,053,866**. This income covers the period from 1 April 2015 to the end of March 2020. The LGF Outturn (Funds that the LEP has paid to project sponsors) to date is **£91,043,343**. The **LGF Expenditure** (LGF Funds that have actually been spent by the project sponsor) is currently **£80,957,485**.

2.5 The claims for Q3 (end of December 2019) are due in mid-January 2020. The current estimate in terms of LGF Expenditure is £6m which will keep the Programme on track to hit it's spend profile for this year and narrow the gap between outturn and expenditure.

2.6 The following table sets out the current actual and profiled LGF expenditure to the end of the Programme. Annex A provides a list of all investments to date.

Local Growth Fund Profile							
Current LGF	Forecast LGF expenditure						
2015 to Q2 2019/20 (m)	Q3 2019/20 (m)	Q4 2019/20 (m)	Q1 2020/21 (m)	Q2 2020/21 (m)	Q3 2020/21 (m)	Q4 2020/21 (m)	Total (m)
£80.9	£5.8	£8.0	£10.0	£9.7	£4.6	£4.7	£123.9

2.7 Risk mitigation:

In order to mitigate risk and ensure full investment of £123.9m a pipeline of projects is being developed. These will both ensure delivery of the current funds and provide a pipeline for any future funding allocated. They include:

- York Outer Ring Road
- York Central (final allocation of LGF)
- York EV charging scheme
- Lowfield co-operative housing project
- Thirsk Rail station
- Craven Regeneration project
- Road maintenance/improvement programmes

2.8 Future pipeline - Initial discussions have started with stakeholders and partners to identify potential future projects. This will look at potential capital infrastructure projects that begin to address the emerging Local Industrial Strategy priorities. This work will report back to the Infrastructure Board in February and will set out a prioritised list of short, medium and long term projects. In addition, a call for projects that required feasibility works was opened at the end of 2019 and has just closed. These bids will be assessed and presented to the February infrastructure Board. This will further strengthen the pipeline of deliverable projects.

2.9 As we approach the final year of a capital programme, the LGF programme still faces a number of significant challenges these include:

- The need to ensure that the LGF projects that have been approved deliver to time and budget. The LEP Team with assistance from the Performance Group continues to work with LGF project sponsors to ensure projects are on track;
- To increase the actual spend where monies have been transferred early to projects. This has been profiled and so the gap will be significantly reduced by March 2020. By the end of this financial year the gap will have been reduced from £15m at the start of the year to £4m by the end of 2019/20;

3.0 Skills

3.1 The LEP skills function continues to perform well, with a broad range of skills programmes contracted and delivering and strategies in place for workforce skills, social inclusion, careers and apprenticeships.

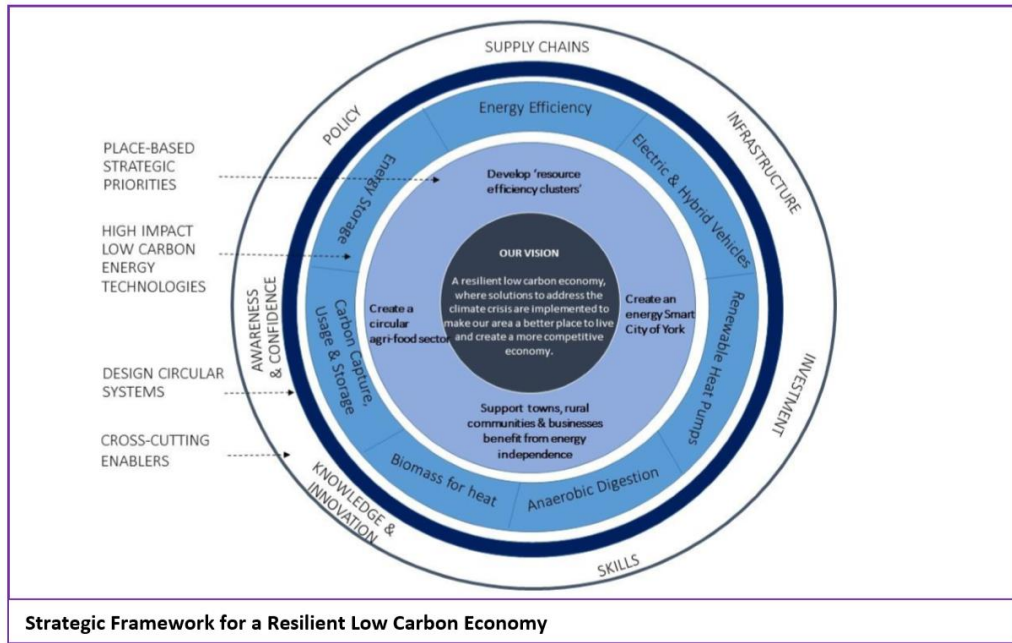
3.2 A revised, detailed evidence base has recently been published. This is included as a separate attachment to this report. It is publicly available via the LEP website and has been shared with all Local Authority partners.

3.3 The table below summarises current activity.

Social Inclusion 5,187 people supported & a further 8000 profiled. 28 Community Led Local Development Projects 130 grants awarded to community projects supporting unemployed	Support employment from untapped workforce: New project being developed to support employers to increase diversity in the workplace.
	Build skills of long term unemployed: Existing projects continuing to perform. New Skills Support for the Unemployed programme now delivering
	Stronger communities Extra funding allocated to Big Lottery co-investment for a further 3 years of delivery. New Community Grants contract started in April.
	Community Led Local Development supporting skills development and employment opportunities for 20% most deprived on the coast
Young People Every school in North Yorkshire engaged in careers & enterprise programme.	Careers & Enterprise: 60 Schools signed up and Careers Hub operational Improve Careers Guidance <ul style="list-style-type: none"> • 35 schools in Careers Hub with more intensive support to achieve Gatsby Benchmarks. • 14 schools in Scarborough, Whitby and Filey with dedicated Enterprise Coordinator supporting North Yorkshire Coast Opportunity Area • 11 schools in the wider network
	Connect vulnerable young people to opportunities Not In Employment Education or Training (NEET) numbers low, therefore project working predominately with Pre NEETS as a preventative measure.
	Apprenticeships Work is underway to increase the awareness of degree level apprenticeships and increase the transfer of unspent levy to grow apprenticeships in the supply chain.
	T Levels The new T level qualification begins rolling out in September 2020. Work is underway to ensure the LEP supports this roll out particularly in terms of industry placements.
	New Young Peoples Strategy underway
Workforce Skills	Targets workforce issues including gender & diversity

4,600 people supported 1,277 businesses supported 87 diverse skills initiatives	Skills Support for Workforce Increases productivity through workforce skills
---	--

- 3.4 Additional programmes are currently in the process of development or appraisal with ESF. Specialist Skills, Business Scale up
- Women in the Workforce
 - Agri-Skills,
 - Thriving at Work and the
 - T level
 - Apprenticeships
- 3.5 The skills team are now working with the Institute of Technology, a significant technology investment secured by a collaboration of collages across York, North Yorkshire and Humber to develop a supporting digital skills programme.
- 3.6 The work of the Careers Hub and wider Careers and Enterprise Company continues to be strong with results consistently above national average. Schools that have engaged have seen an improvement in their Careers Guidance and are performing better against the eight national Gatsby Benchmarks that monitor Careers Guidance performance.
- 3.7 Funding for this work is due to end in July 2020 and there has been uncertainty for some time about future national funding. The Careers Hub manager is scoping out plans to extend this work until March 2021 using alternative funding, should the need arise.
- 4.0 Low Carbon & Circular Economy**
- 4.1 The LEP has now developed and published both a Local Energy Strategy and a Circular Economy Strategy:
- 4.2 The Climate Emergency is rapidly moving up the agenda. Six of our Local Authorities have declared a Climate Emergency, whilst the financial sector is increasingly looking to reduce the carbon impact of investment.
- 4.3 the Local Industrial Strategy sets an ambition for York and North Yorkshire to be carbon neutral by 2030 and the devolution process may push the ambition further and aspire to being a carbon negative region. It is reasonable to assume that if UK is to become carbon neutral. Places such as North Yorkshire will need to be carbon negative.
- 4.4 The diagram below summarises the strategic framework for the Local Energy Strategy



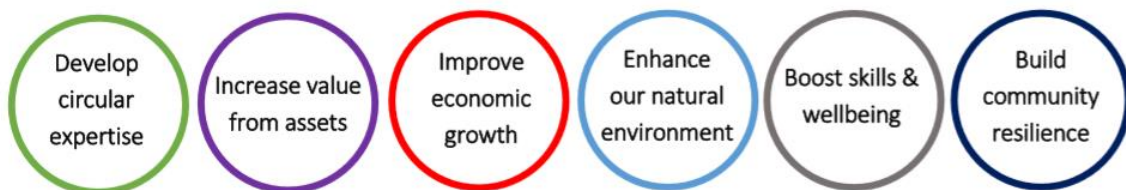
4.5 Research by the Ellen McArthur Foundation has demonstrated that energy efficiency and low carbon technology will only deliver half (55%) the carbon reductions we need to become carbon-neutral. The other half will come from creating a Circular Economy which will design waste out of our communities and businesses, keep products and materials in use for as long as possible and regenerate farmland and natural systems. The diagram below summarises the circular economy priorities.

2030 VISION

York and North Yorkshire thriving as a competitive, carbon-neutral circular economy that benefits businesses, society and the environment.

STRATEGIC GOALS

Our mission is to work collaboratively to transform systems at scale and speed, so York and North Yorkshire are recognised as leaders in the delivery of circular economy excellence and addressing climate change. This will deliver economic, environmental and social benefits.



- 4.6 Both strategies are accompanied by an implementation plan.
- 4.7 The work on these agenda has been done in close collaboration with all Local Authority partners. Joint governance and working group arrangements are being developed to ensure resources are used in the most effective way and learning is shared.
- 4.8 Whilst there is a strong appetite to make a real difference in this agenda, national research has indicated 93% of projects are at the concept stage.
- 4.9 Achieving our ambitions on this agenda will requires a significant a change, both in investment strategies and also in behaviours and commitments from national government down to public awareness.
- 4.10 This, however presents a key opportunity for North Yorkshire which is rich in economic and natural assets. Drax Power is Europe’s largest de-carbonisation project and its carbon capture and storage technology could be used to support wider carbon intensive businesses to de-carbonise.
- 4.11 York and North Yorkshire is also home to some of the world leading innovation around bio-economy and agri-tech. This provides the economic opportunities for the region to attract new investment and create high value jobs in businesses who are addressing a global challenge. We are working closely with university of York, FERA science, Bio-renewables Development Centre and Askham Bryan College to develop this opportunity.
- 4.12 Perhaps, more significantly are the natural landscapes and uplands of North Yorkshire. These natural assets provide the opportunity to attract investment to enhance the natural capital which will then soak up more CO², mitigating the impact of neighbouring cities. Enhancing this natural capital in this way, will also help retain the viability of some upland farms and in turn helps underpin the attractiveness to millions of visitors each year.
- 4.13 The future of subsidies to farmers is changing from Common Agriculture Policy payment based on acreage, to a new system – Environmental Land Managements (ELMs) which will require public benefit for public investment. This could provide the opportunity to target investment to achieve best outcomes both environmentally and economically for North Yorkshire.
- 4.14 The LEP Local Industrial Strategy will seek the leverage the potential of all these assets to the benefit of the region.

5.0 Local Industrial Strategy

- 5.1 The UK government has published its Industrial Strategy. Local Enterprise Partnerships have been tasked with developing a Local Industrial Strategy, identifying local priorities to drive productivity and growth.
- 5.2 The Local Industrial Strategy will be developed locally and agreed across government departments and be used to secure new investment and funding into the region. This is likely to come from the Shared Prosperity Fund, a UK fund being developed to accommodate funding previously sent to EU.

5.3 The York and North Yorkshire Local Industrial Strategy is out for consultation until end of January. It is enclosed as a separate document. The TEEOS are asked to comment and feedback on the emerging priorities.

5.4 The Priorities in the consultation draft are as follows:

Priority 1: Invest in places, communities, identity and culture to drive productivity

- 1.1 Making the most of our unique identity
- 1.2 Transforming communities by strengthening local connections
- 1.3 Investing in transformational digital infrastructure

Priority 2: Unlock constrained growth and realise productivity potential

- 2.1 Making the most of businesses and workplaces
- 2.2 Transforming digital productivity
- 2.3 Investing in infrastructure and skills for growth

Priority 3: Lead the transformation to a carbon neutral circular economy

- 3.1 Making the best use of land
- 3.2 Transforming the value created by natural resources
- 3.3 Investing in resilient infrastructure and skills capacity

6.0 Strengthening Local Enterprise Partnerships national review.

6.1 The government's 'Strengthened Local Enterprise Partnership' review was published in 2018 and made a series of recommendations around LEP structures and governance including:

- LEPs should remove overlapping boundaries
- LEPs should have a formal legal status (eg Company Limited by Guarantee or similar) or be integrated within a Combined Authority
- LEP Board membership should be 2/3 Private Sector
- LEP Boards should be diverse with a minimum 1/3 female by 2020

6.2 Following the review, and in discussion with Local Authority partners. it was proposed in November 2018 that East Riding should become a member of just the Humber LEP, reflecting the inter-dependency between Hull and East Riding and York and North Yorkshire should explore the potential of a merger with Leeds City Region.

6.3 A Transition Sub-Group joint between Leeds City Region and York & North Yorkshire Boards was created to progress the discussions. Annex B provides the notes of the last transition sub-group.

6.4 Parallel to these discussions, Local Authority leaders across Yorkshire have been in negotiation with government to progress devolution with an ambition to deliver devolution at a 'One Yorkshire' level.

6.5 Both LEPs remain committed to supporting a 'One Yorkshire' devolution model. However, government, whilst not ruling out a single Yorkshire

arrangement in the longer term, is seeking initial sub regional deals at the geographies of:

- Sheffield City Region (South Yorkshire)
- West Yorkshire
- Humber
- York & North Yorkshire.

- 6.6 Both existing LCR and YNYER LEPs acknowledge the close alignment of LEP and Combined Authority responsibilities, and the benefit of shared strategies and integrated governance arrangements.
- 6.7 Both LEPs also recognise that overlapping functional economies areas extend across the two areas and, indeed, the wider region. Consequently, businesses and communities often share related issues where solutions need to be found between both LEPs.
- 6.8 Reflecting the proposed devolution geographies, the recommendation from the Transition Sub-Group is, therefore, to retain two LEPs, consistent with devolution geographies, whilst developing a new, strong and formal cross-LEP collaboration agreement.
- 6.9 The York and North Yorkshire LEP intends to replicate this collaboration agreement with the reformed Humber LEP, recognising the strong economic relationship that exists with East Riding and has characterised much activity over the last eight years.
- 6.10 Accordingly, the proposed LEP Geographies will be:
- York & North Yorkshire – comprising the City of York Council, North Yorkshire County Council and the District Councils of Craven, Hambleton, Harrogate, Richmondshire, Ryedale, Scarborough and Selby.
 - Leeds City Region – comprising the West Yorkshire Local Authorities of Leeds, Bradford, Wakefield, Kirklees and Calderdale; and
 - Humber – comprising East Riding of Yorkshire, Hull City Council, North Lincolnshire Council, North East Lincolnshire Council
- 6.11 These geographic recommendations are, of course, also subject to approval by the Leeds City Region and Humber LEP Boards.
- 6.12 Board Membership: The LEP review dictates that the LEP Board must be 2/3 Private Sector and have a gender balance with a minimum 1/3 female representations.
- 6.13 A number of changes to the LEP Board through 2019/20 and with East Riding leaving the Board will result in the following balance.
- | | |
|----------------|------------------|
| Public Sector | 5 male |
| Private Sector | 5 male, 2 female |
- 6.14 To ensure compliance, we are in the process of co-opting three new female Board members onto the LEP Board. A further recruitment will take place during 2020 reflecting the end of Board members terms when we will seek to further strengthen the gender balance on the Board.

- 6.15 Legal entity – reflecting that York and North Yorkshire Local Authorities are developing devolution proposals for the region, which will require development of a Combined Authority, a request was sent to Government suggesting that we retain the partnership status pending creation of the Combined Authority, at which point the LEP will become fully integrated in the new organisation.
- 6.16 Government have rejected this request and consequently, the York and North Yorkshire LEP will need to create a legal entity. We are exploring the most effective way to achieve this with the intention that this legal entity will be dissolved when/if a Combined Authority is created.

7.0 District level analysis

- 7.1 The York, North Yorkshire & East Riding LEP has never adopted a local authority allocation, we have adopted an approach of working with all our partners to understand their priorities and develop investments accordingly.
- 7.2 The tables below provides a district level breakdown of key investments. Figures correct at December 2019.

	Infrastructure		Business		
	Growing Places	LGF	Lets Grow Business Grants	Skills Support for Workforce Employees	Skills Support for Workforce Businesses
City of York		£ 10,547,585	£ 470,000		
Craven		£ 6,724,520	£ -	563	179
East Riding		£ 27,185,456	£ 366,277		
Hambleton		£ 12,749,214	£ 583,598	301	106
Harrogate	£ 900,000	£ 15,070,000	£ 401,000	573	147
Richmondshire		£ 2,000,000	£ 106,600	174	48
Ryedale	£ 2,700,000	£ 3,711,502	£ 977,076	152	58
Scarborough	£ 3,000,000	£ 13,916,376	£ 351,914	526	140
Selby	£ 3,100,000	£ 158,150	£ 69,400	402	93
NY Wide		£ 24,000,000			

	Community Investment			Young People		Inclusion		
	Community Led Investment (LEADER in Dales/Moors, CILD on Coast)	Skills Community Grants Number.	Skills Community Grants Evalue	Schools in Careers Programme	NEET Individuals Supported	Access to Employment - Individuals Supported	Skills Support for Unemployed - individuals supported	Action towards inclusion - individuals supported
City of York	£0			?	LCR deliver			
Craven	£775,398	4	£ 51,000	9	LCR deliver	79	34	87
East Riding	£0			0	tumber deliver			
Hambleton	£522,710	10	£ 146,000	7		39	6	129
Harrogate	£696,940	9	£ 122,000	9	LCR deliver	94	21	233
Richmondshire	£944,182	4	£ 47,000	5	106	39	1	78
Ryedale	£1,006,982	3	£ 38,000	5	96	39	22	77
Scarborough	£4,952,625	16	£ 217,000	14	97	188	114	463
Selby	£0	17	£ 239,000	8	LCR deliver	63	23	123
NY Wide								

8. Key Implications

Local Member

All

Financial Please see content of report

Human Resources

none

Legal

None

Equalities

None

Performance:

Please see content of the report.

Risk Management:

Please see content of the report.

9.0 Recommendations:

9.1 The Transport, Economy and Environment Overview and Scrutiny Committee is asked to:

- Support progress on Local Growth Fund, Skills & Low Carbon
- Feedback on the emerging Local Industrial Strategy priorities
- Support the outcome of the 'Strengthening Local Enterprise Partnerships' national review with the LEP reverting to York and North Yorkshire.

DAVID BOWE

Corporate Director – Business & Environmental Services

Author: James Farrar, Assistant Director - Economic Partnership Unit

Name and job title of person presenting the report: James Farrar, Assistant Director - Economic Partnership Unit, North Yorkshire County Council



Date: 15/01/2020

Appendices:

- Annex A – Local Growth Fund approved and contracted Projects
- Annex B: skills evidence base https://www.businessinspiredgrowth.com/wp-content/uploads/2020/01/80671-LEP-Labour-Market-Analysis-2019-report-A4_proof_sinlges_interactive.pdf
- Annex C: Local Industrial Strategy Consultation https://www.businessinspiredgrowth.com/wp-content/uploads/2020/01/AW2_LIS_Document_AW.pdf

Appendices:

Annex A – Local Growth Fund approved and contracted Projects

Local Growth Fund Programme Tracker and Performance November 2019		 			
Local Growth Fund Budget		£123,913,138			
Financially Completed Projects	Project Status	LGF Awarded	Total Project Costs	LGF Outturn to date	LGF Expenditure to date
York Bio-Hub.	Completed	£1,000,000	£3,000,000	£1,000,000	£1,000,000
Askham Bryan College - Agricultural Skills Centre	Completed	£1,000,000	£3,003,960	£1,000,000	£1,000,000
Askham Bryan College - Engineering	Completed	£600,000	£1,800,000	£600,000	£600,000
Selby College - Equipment	Completed	£109,903	£219,806	£109,903	£109,903
Selby College - Trailblazers	Completed	£48,247	£96,494	£48,247	£48,247
Harrogate College - refurb and new build	Completed	£3,000,000	£6,000,000	£3,000,000	£3,000,000
East Riding College - Mechatronics at Bridlington	Completed	£225,000	£385,000	£225,000	£225,000
East Riding College - Digital Workplace	Completed	£161,206	£286,205	£161,206	£161,206
Craven College - Electronic and Computing Lab	Completed	£35,000	£70,000	£35,000	£35,000
York College - Internet of Things	Completed	£16,956	£33,910	£16,956	£16,956
Bishop Burton College - Digital Upgrade	Completed	£400,000	£645,120	£400,000	£400,000
Housing Growth at Middledeepdale, Scarborough	Completed	£2,319,345	£2,319,345	£2,319,345	£2,319,345
Major employment growth, Skipton - Flood Alleviation Scheme	Completed	£1,200,000	£13,283,695	£1,200,000	£1,200,000
Newlands Bridge, Drax M62	Completed	£1,500,000	£3,000,000	£1,500,000	£1,500,000
Growth at Catterick Garrison.	Completed	£2,000,000	£2,400,000	£2,000,000	£2,000,000
Malton Agri Business Park	Completed	£2,100,000	£2,500,000	£2,100,000	£2,100,000
Tadcaster Bridge	Completed	£1,400,000	£1,442,000	£1,400,000	£1,400,000
Dalton Bridge near Thirsk	Completed	£1,800,000	£3,556,771	£1,800,000	£1,800,000
A1079 Junction Improvements Killingwoldgraves Roundabout	Completed	£915,938	£1,060,569	£915,938	£915,938
Beverley Grovehill Road Widening	Completed	£333,374	£430,000	£333,374	£333,374
York Central - Scarborough Bridge Project	Completed	£1,500,000	£4,871,430	£1,500,000	£1,500,000
York Central - Development costs (phase 1)	Completed	£2,890,000	£8,000,000	£2,890,000	£2,890,000
Bridlington Harbour & Marina (surveys)	Completed - original project discontinued	£100,000	£100,000	£100,000	£100,000
Grimsby Institute Scarborough - ELITE skills	Complete – subject to final claim	£3,345,000	£10,250,000	£3,345,000	£3,345,000
Pocklington Flood Alleviation	Completed.	£500,000	£4,927,000	£500,000	£500,000
Craven College - Animal Management Centre	Complete – subject to final claim	£800,520	£1,601,040	£800,520	£800,520
TOTAL Completed Projects		£29,300,489.00	£75,282,345	£29,300,528	£29,300,528
Projects in Delivery (contracted)	Project Status	LGF Awarded	Total Project Costs	LGF Outturn	LGF Expenditure to date
Lets Grow Business Grants	On track and recently agreed increase.	£3,840,000	£20,500,000	£2,173,924	£1,986,332

Improving mobile phone coverage	Some issues regarding take up.	£1,000,000	£1,000,000	£1,000,000	£94,334
Askham Bryan - future farm Skills	On track	£430,590	£640,000	£407,297	£407,297
Yorkshire Arboretum Tree Health Centre	On track	£285,897	£686,152	£3,051	£3,051
Housing and employment at Northallerton.	On going – Bridge to start shortly	£6,000,000	£13,909,767	£6,000,000	£4,068,169
A1/A59 Jct 47 improvements	Delayed start	£2,470,000	£5,100,000	£2,470,000	£0
A1079 Junction Improvements Shiptonthorpe Roundabout	On track	£3,122,980	£3,900,000	£3,000,000	£1,392,289
Scarborough housing and employment - junction improvements	On site	£3,500,000	£3,875,000	£3,500,000	£512,861
Scarborough housing and employment - Plaxton Park	Start shortly	£2,832,031	£5,906,177	£123,956	£123,596
Skipton Employment and Housing Growth		£4,689,000	£6,907,915	£323,748	£323,748
Whitby Harbour and Piers	On track	£500,000	£8,784,763	£500,000	£0
Whitby Church Street Flood Protection	On track	£1,100,000	£2,094,000	£1,100,000	£0
Northallerton Digital Hub	On track	£1,781,764	£1,781,764	£3,000	£3,000
Central Northallerton - Road improvements	On track	£3,167,450	£3,167,450	£12,628	£12,628
Scarborough Construction Skills Village	On track	£320,000	£560,000	£8,786	£8,786
York Cycleway	Completion soon	£220,000	£270,000	£175,428	£175,428
Tadcaster Flood Protection Scheme	On track	£1,022,000	£1,344,000	£0	£0
Bridlington Town Centre Improvements	On track	£2,000,000	£4,550,612	£0	£0
North Yorkshire Rural Connectivity Grant (DfT)	Dft retained	£24,000,000	£48,000,000	£22,604,139	£22,604,139
East Riding Road Maintenance Scheme (DfT)	Dft retained	£16,700,000	£32,000,000	£14,246,498	£14,246,498
Development costs (transfer)	On track	£2,197,748	£2,197,748	£1,467,748	£1,467,748
TOTAL in project Delivery		£81,179,460.00	£167,175,348.00	£59,120,203.00	£47,429,904.00

Full Approval (Draft Contract)	Project Status	LGF Provisionally Awarded	Total Project Costs	LGF Outturn to date	LGF Expenditure to date
York Central (further development/design costs)		£1,580,000	£3,683,961	£0	£0
Bridlington Housing - Roundabout		£1,226,738	£2,004,562	£0	£0
Pickering Thornton Road Expansion	Approved – subject to clarification	£825,605	£	£0	£0
TOTAL Approved (not contracted)		£3,632,343.00	£5,688,523.00	£0	£0

Conditional Approvals	Project Status	LGF Provisionally Awarded	Total Project Costs	LGF Outturn to date	LGF Expenditure to date
Harrogate-York Rail Improvements	Decision December 2019	£9,600,000	£13,000,000	£0	£0
Malton and Norton Flood Protection Scheme	Decision December 2019	£500,000	£1,590,000	£0	£0
Craven Regeneration Pipeline	Decision December 2019	£2,000,000	£33,000,000	£0	£0
TOTAL Conditional Approval		£12,100,000.00	£12,100,000.00	£0	£0

Further Potential Pipeline Projects based on emerging LIS priorities	Project Status	
Scarborough town Centre	February Board	
North Yorkshire EV Charging Programme	February Board	
York Hyper hubs/ev charging project	February Board	
York Outer Ring Road	Due Business Case	
Harrogate Station Parade	on hold	
Further Skills Capital	on Hold	
Bio economy programme	on Hold	
NY Rural Connectivity/road improvement Programme	Scalable reserve scheme	
Bridlington Harbour	On hold	
TOTAL in pipeline		£15million